



HYDROTAP G5 B ELITE PLUS CHROME



BOILING

FILTERED

Order Code H5E786Z00AU

Zip HydroTap Design Range Boiling, Filtered water system features a single under bench command centre including full colour interactive touch screen display with pin code protection and customisable settings including boiling water safety mode, 2 energy saving modes including ON/OFF timers and 2 hour sleep mode, antimicrobial protection impregnated into key water paths for enhanced hygiene, and 0.2 micron water filtration.



Manufacturing Code	H5E786Z00AU
--------------------	-------------

Capacity	Residential
----------	-------------

Tap	Zip HydroTap Design Range ELITE PLUS Tap (Chrome)
-----	---

Water Pressure	Min 250kPa - Max 700kPa
----------------	-------------------------

Water Connection	1/2" BSP (G1/2)
------------------	-----------------

Water Supply Requirements	Cold
---------------------------	------

Water Valves	Integrated 500kPa Pressure limiting valve and Dual Check Valve
--------------	--

Power Rating	1.35kW 220-240V 50Hz
--------------	----------------------

Power Supply	1 x 10 Amp socket outlet
--------------	--------------------------

Dimensions	W280mm x D313mm x H333mm
------------	--------------------------

Product Approvals	WaterMark, RCM, ARC
-------------------	---------------------

Warranty	5 years (appliance warranty 36 months plus additional 24 months tank warranty)
----------	--

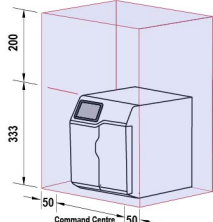
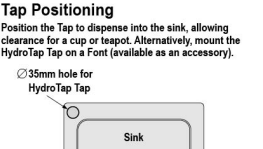
Installation Requirements

1. Installation and connection of your Zip HydroTap must be carried out by a qualified person, observing national and local regulations.
2. You will require suitable mains electrical and drinking water connections, plus waste water drainage all within 1 metre of the product.
3. Zip Micro is air-cooled so discrete cabinetry cut-outs are required for ventilation.
4. Installation on most bench tops is straightforward however some stone bench tops may require a specialised cutting service.
5. If you live in a hard water area, we recommend installation of a Zip scale filtration kit.
6. Installation by Zip Professional Service can be arranged with a phone call or through www.zipwater.com/book-service-visit

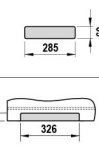
Installation Detail


DRL2 HydroTap G5 v1.00 02.21 B, BA

Ventilation requirements Contact your local service provider if ventilation is not suitable


Clearance envelope
Position the Tap and the Command Centre as close together as possible.

Tap Positioning
Position the Tap to dispense into the sink, allowing clearance for a cup or teapot. Alternatively, mount the HydroTap Tap on a Font (available as an accessory).


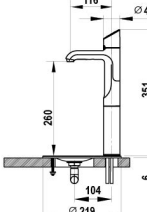
HydroTap Tap options

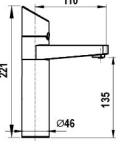
Classic Plus


Elite Plus


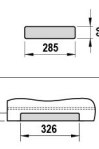
Font options

Raised Font with 135mm Extension


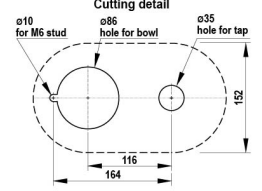
Font with 135mm Extension




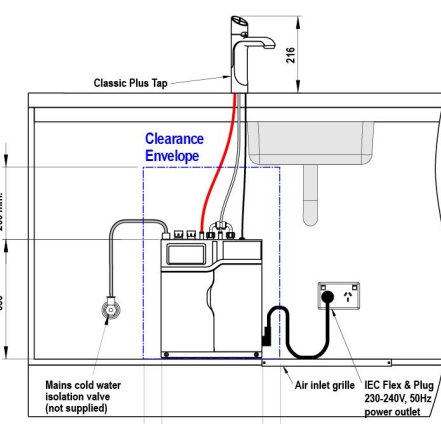
Air outlet louvre (if required)
Cut-out in door/wall, towards the top of the cabinet



Air inlet cut-out (required)
Cut-out in cabinet floor



Cutting detail
Tap: 35mm hole for tap
Font: 35mm hole for tap, 108mm hole for bowl, 10mm hole for M6 stud



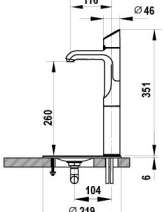
Classic Plus Tap

Clearance Envelope

Mains cold water isolation valve (not supplied)

Air inlet grille

IEC Flex & Plug 230-240V, 50Hz power outlet



4mm buffer pad air space

Clearance Envelope

HydroTap G5
B Home, BA Home
shown with "Classic Plus" Tap

SCALE 1:5
ALL DIMENSIONS IN MM UNLESS OTHERWISE SPECIFIED. INSTALLATION DIAGRAMS ARE FOR ILLUSTRATIVE PURPOSES ONLY. HOSES ARE NOT SHOWN TO SCALE AND CANNOT BE LENGTHENED.