






HYDROTAP G5 BCHA40 CLASSIC ALL-IN-ONE ACCESSIBLE CHROME

**BOILING**

**CHILLED**

**HOT & AMBIENT**

FILTERED

UNFILTERED

Order Code H5G722Z00AU

Zip HydroTap Classic All-in-One Boiling, Chilled, Filtered water plus Hot and Cold washing up water from a single tap (cold water supply required). The filtered water tap has large brightly coloured Braille lever handles. The system features a single under bench command centre including full colour interactive touch screen display with pin code protection and customisable settings including 2 boiling water safety modes, 3 energy saving modes including ON/OFF timers and sensor activated 'sleep when it's dark', 'Quiet' mode with automated intelligent fan speed adjustment, SteriTouch® antimicrobial protection impregnated into key water paths for enhanced hygiene, 100% water efficient air cooled technology, and 0.2 micron water filtration. Easy to install integrated ventilation tray included.



Manufacturing Code	H5G722Z00AU
Capacity	Commercial
Boiling Cups per hour	160
Chilled Cups per hour	125

Tap	Zip CLASSIC All-in-One Accessible Tap (Chrome)
Water Pressure	Min 300kPa - Max 700kPa
Water Connection	1/2" BSP (G1/2)
Water Supply Requirements	Cold
Water Valves	Integrated 500kPa Pressure limiting valve and Dual Check Valve

Power Rating	2.1kW 220-240V 50Hz
Power Supply	1 x 10 Amp socket outlet
Dimensions	W395mm x D464mm x H333mm
Product Approvals	WaterMark, RCM, ARC
Wels Rating	5 Star, 5 litres
Warranty	5 years (appliance warranty 36 months plus additional 24 months tank warranty)

Installation Requirements

1. Installation and connection of your Zip HydroTap must be carried out by a qualified person, observing national and local regulations. 2. You will require suitable mains electrical and drinking water connections, plus waste water drainage all within 1.5 metres of the product. 3. HydroTap is air-cooled so discrete cabinetry cut-outs are required for ventilation. 4. Installation on most bench tops is straightforward however some stone bench tops may require a specialised cutting service. 5. If you live in a hard water area, we recommend installation of a Zip scale filtration kit. 6. Installation by Zip Professional Service can be arranged with a phone call or through www.zipwater.com

Installation Detail

HydroTap Tap options

Classic All-in-One Accessible

Vented mixer tap installation
Only cold water supply required

HydroTap G5
BC40 H, BC60 H, BC100 H
shown with Classic All-in-One Accessible Tap (Vented)

Installation Detail

Ventilation requirements Contact your local service provider if ventilation is not suitable

Clearance envelope
Position the Tap and the Command Centre as close together as possible.

Vent tray (kit no. 93540)

Detail A. Air inlet grille
Cut-out in cabinet floor

Detail B. Vent Tray air outlet
Cut-out in cabinet floor

Tap Positioning
Position the Tap to dispense into the sink, allowing clearance for a cup or teapot.

Classic All-in-One Accessible Tap

Booster (BC100 models)
Note: The 50mm braided hoses supplied cannot be lengthened

Clearance Envelope

4mm buffer pad air space

40mm adjustment

50 min.

395

50 min.

464

40

IEC Flex & Plug
230-240V, 50Hz power outlet

Air inlet

Vent tray
Note: should not be impeded by pipework

Mains cold water isolation valve
(not supplied)

Tee piece

SCALE 1:5
ALL DIMENSIONS IN MM UNLESS OTHERWISE SPECIFIED. INSTALLATION DIAGRAMS ARE FOR ILLUSTRATIVE PURPOSES ONLY. HOSES ARE NOT SHOWN TO SCALE AND CANNOT BE LENGTHENED.