



HYDROTAP G5 B CLASSIC PLUS CHROME



BOILING

FILTERED

Order Code H55786Z00AU

Zip HydroTap Classic Plus Boiling Filtered water features simple, intuitive controls including continuous flow to fill bottles, Boiling water safety lock, and antimicrobial protection impregnated within the new Classic Plus touch-pad for enhanced hygiene. The water system features a single under bench command centre including full colour interactive touch screen display with pin code protection and customisable settings including 2 boiling water safety modes, 3 energy saving modes including ON/OFF timers and sensor activated 'sleep when it's dark', antimicrobial protection impregnated into key water paths for enhanced hygiene, and 0.2 micron water filtration.



Manufacturing Code	H55786Z00AU
Capacity	Residential

Tap	Zip HydroTap CLASSIC PLUS Tap (Chrome)
Water Pressure	Min 170kPa - Max 700kPa
Water Connection	1/2" BSP (G1/2)
Water Supply Requirements	Cold
Water Valves	Integrated 500kPa Pressure limiting valve and Dual Check Valve
Power Rating	1.35kW 220-240V 50Hz
Power Supply	1 x 10 Amp socket outlet
Dimensions	W280mm x D313mm x H333mm
Product Approvals	WaterMark, RCM

Installation Requirements

1. Installation and connection of your Zip HydroTap must be carried out by a qualified person, observing national and local regulations.
2. You will require suitable mains electrical and drinking water connections, plus waste water drainage all within 1 metre of the product.
3. Zip Micro is air-cooled so discrete cabinetry cut-outs are required for ventilation.
4. Installation on most bench tops is straightforward however some stone bench tops may require a specialised cutting service.
5. If you live in a hard water area, we recommend installation of a Zip scale filtration kit.
6. Installation by Zip Professional Service can be arranged with a phone call or through www.zipwater.com/book-service-visit

Installation Detail

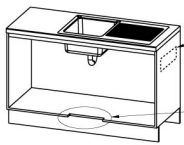
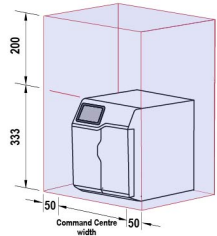
BKL2 HydroTap G5 v1.00 02.21 B, BA

Ventilation requirements

Contact your local service provider if ventilation is not suitable

Clearance envelope

Position the Tap and the Command Centre as close together as possible.



Air outlet louvre (if required)
Cut-out in door/wall, towards
the top of the cabinet



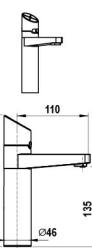


HydroTap Tap options

Classic Plus

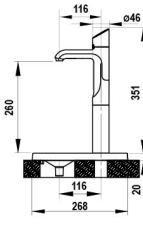


Elite Plus

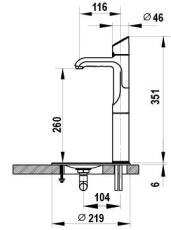


Font options

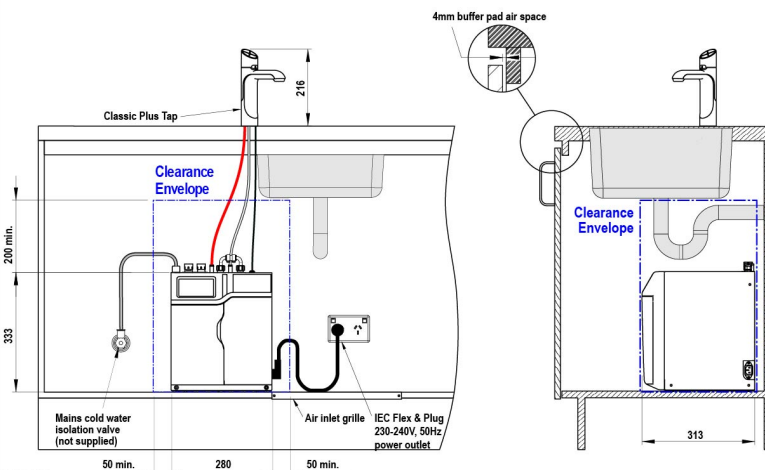
Raised Font
with 135mm Extension



Font
with 135mm Extension



Technical drawing of a cutting detail of a bowl. The drawing shows a circular cross-section with a central hole for a bowl (Ø 108) and a smaller hole for a tap (Ø 35). The outer diameter is Ø 219. The distance from the center to the tap hole is 104, and the distance from the center to the bowl hole is 60. The bowl hole has a depth of 10. The drawing is labeled "Cutting detail".



SCALE 1:5
ALL DIMENSIONS IN MM UNLESS OTHERWISE SPECIFIED. INSTALLATION DIAGRAMS ARE FOR ILLUSTRATIVE PURPOSES ONLY. HOSES ARE NOT SHOWN TO SCALE AND CANNOT BE LENGTHENED

HydroTap G5
B Home, BA Home

shown with "Classic Plus" Tap