



HYDROTAP G5 CS100 CLASSIC BRUSHED CHROME



CHILLED



SPARKLING

FILTERED

Order Code H51765Z01AU

Zip HydroTap Chilled, Sparkling, Filtered water system features a single under bench command centre including full colour interactive touch screen display with pin code protection and customisable settings including 3 energy saving modes including ON/OFF timers and sensor activated 'sleep when it's dark', 'Quiet' mode with automated intelligent fan speed adjustment, SteriTouch® antimicrobial protection impregnated into key water paths for enhanced hygiene, 100% water efficient air cooled technology, 0.2 micron water filtration, and a refillable CO2 cylinder. Easy to install integrated ventilation tray included.



Manufacturing Code	H51765Z01AU
--------------------	-------------

Capacity	Commercial
----------	------------

Combined Chilled and Sparkling Cups per hour	175
--	-----

Tap	Zip HydroTap CLASSIC Tap (Brushed Chrome)
-----	---

Water Pressure	Min 250kPa - Max 700kPa
----------------	-------------------------

Water Connection	1/2" BSP (G1/2)
------------------	-----------------

Water Supply Requirements	Cold
---------------------------	------

Water Valves	Integrated 500kPa Pressure limiting valve and Dual Check Valve
--------------	--

Power Rating	0.37kW 220-240V 50Hz
--------------	----------------------

Power Supply	1 x 10 Amp socket outlet
--------------	--------------------------

Dimensions

W280mm x D480mm x H333mm

Product Approvals

WaterMark, RCM, ARC

Warranty

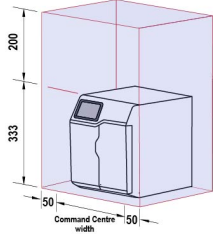
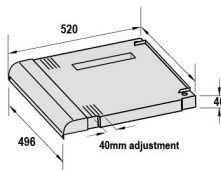
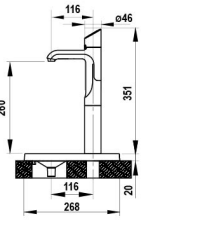
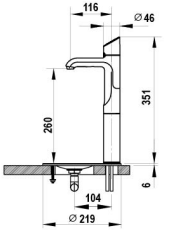
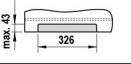
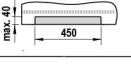
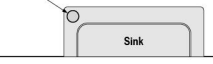
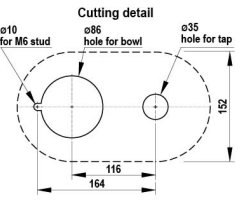
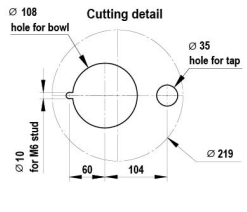
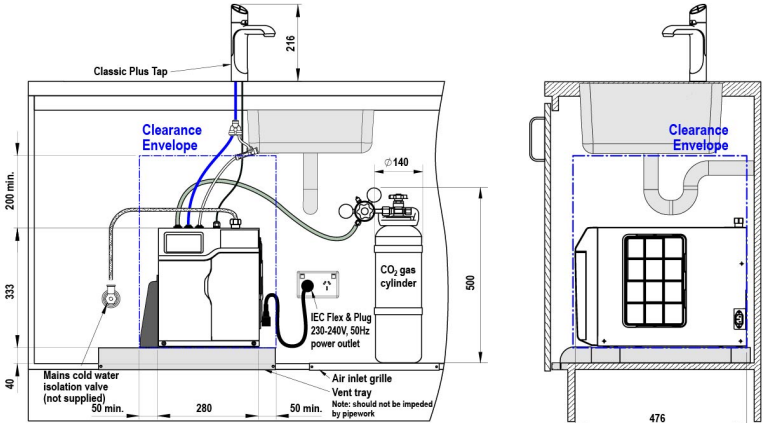
5 years (appliance warranty 36 months plus additional 24 months tank warranty)

Installation Requirements

1. Installation and connection of your Zip HydroTap must be carried out by a qualified person, observing national and local regulations. 2. You will require suitable mains electrical and drinking water connections, plus waste water drainage all within 1.5 metres of the product. 3. HydroTap is air-cooled so discrete cabinetry cut-outs are required for ventilation. 4. Installation on most bench tops is straightforward however some stone bench tops may require a specialised cutting service. 5. If you live in a hard water area, we recommend installation of a Zip scale filtration kit. 6. Installation by Zip Professional Service can be arranged with a phone call or through www.zipwater.com

Installation Detail

BKL2 HydroTap G5 v1.01 03.21 CS100

<p>Ventilation requirements Contact your local service provider if ventilation is not suitable</p> <p>Clearance envelope Position the Tap and the Command Centre as close together as possible.</p>  <p>Vent tray (kit no. 93541)</p> 		<p>HydroTap Tap options</p> <p>Classic Plus: 116mm height, 216mm total height, 126mm depth, 46mm diameter base.</p> <p>Classic: 116mm height, 208mm total height, 126mm depth, 46mm diameter base.</p> <p>Elite Plus: 112mm height, 221mm total height, 134mm depth, 46mm diameter base.</p> <p>Touch-Free Wave: 116mm height, 214mm total height, 126mm depth, 46mm diameter base.</p> <p>100mm clearance envelope required. For Sink installations, install on the left-hand side of the Sink for ease of access to Boiling water function.</p>		<p>Font options</p> <p>Raised Font with 135mm Extension part no. 95258</p>  <p>Font with 135mm Extension part no. 90915</p> 			
<p>Detail A. Air inlet grille Cut-out in cabinet floor</p>  <p>Detail B. Vent Tray air outlet Cut-out in cabinet floor</p> 		<p>Tap Positioning Position the Tap to dispense into the sink, allowing clearance for a cup or teapot. Alternatively, mount the HydroTap Tap on a Font (available as an accessory).</p> <p>35mm hole for HydroTap Tap</p> 		<p>Cutting detail</p> <p>108mm hole for bowl, 35mm hole for tap, 10mm hole for lift stud, 164mm diameter, 152mm height.</p> 		<p>Cutting detail</p> <p>108mm hole for bowl, 35mm hole for tap, 10mm hole for lift stud, 164mm diameter, 152mm height.</p> 	
				<p>HydroTap G5 CS100 shown with "Classic Plus" Tap</p>			

SCALE 1:5
ALL DIMENSIONS IN MM UNLESS OTHERWISE SPECIFIED. INSTALLATION DIAGRAMS ARE FOR ILLUSTRATIVE PURPOSES ONLY. HOSES ARE NOT SHOWN TO SCALE AND CANNOT BE LENGTHENED.

